



An Australian Government Initiative



Regional Development Australia

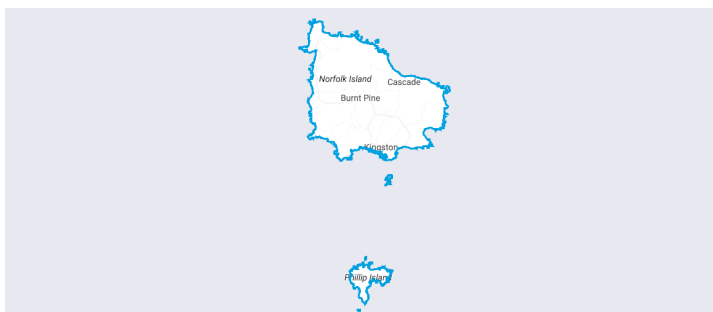
Regional Snapshot

Norfolk Island

September 2023

RDA Charter - RIF

The RDA network has been issued a new Charter to operate within the Regional Investment Framework (RIF). The focus of the RIF is People, Places, Services, and Industries. RDAMNC has collated some key data in these areas for Norfolk Island.



Summary Statistics

Table 1: Key area statistics.

| Description | Data |
|--|----------|
| Population | 2,188 |
| Annualised population growth (2016-2021) | 4.5% |
| Median Age | 50 years |
| Median Weekly Income | \$728 |
| Labour force participation | 63.43% |

Source: Remplan / ABS Census 2021

RIF Statistics

The following table highlights some key data for Norfolk Island that are relevant to RDAMNC's work on the Regional Investment Framework.

Table 2: People, places and industry statistics

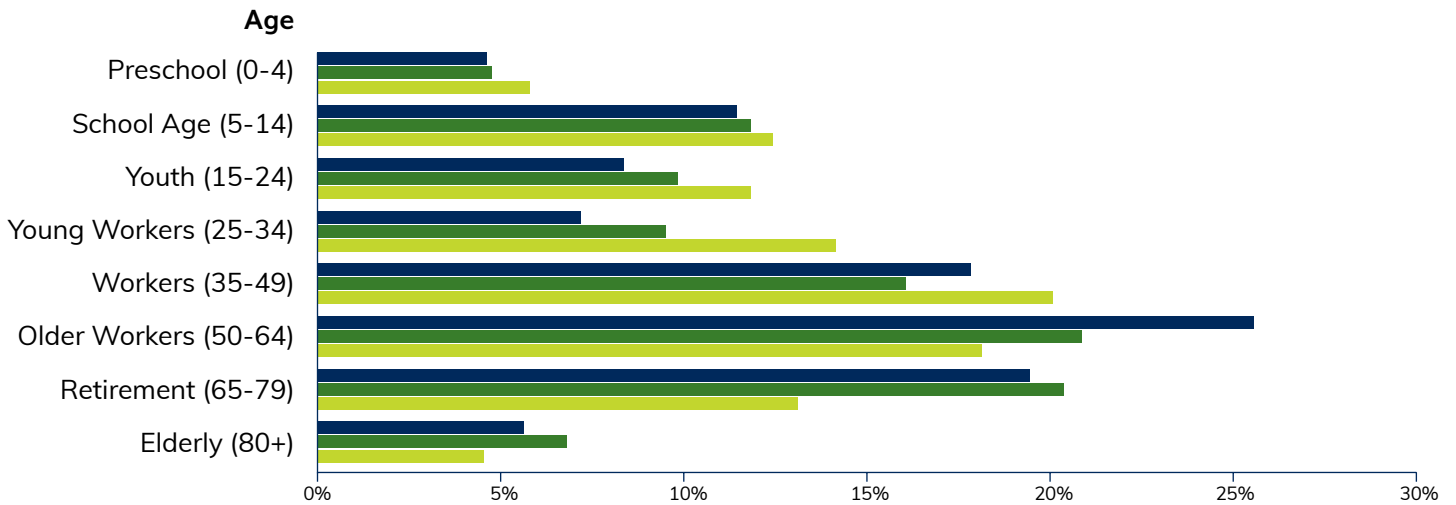
| Description | Data |
|---|---------------------------------------|
| People | |
| % of population between 50-79 years | 44.97% |
| % of Indigenous & Torres Strait Islander | <1% |
| % of households with two people | 45.61% |
| % of families not in the labour force | 8.86% |
| % of disengaged youth (15-24 years) | 5% |
| % of pop. requiring assistance with core activities | 4.62% |
| % of population living with one or more long term health conditions | 24.68% |
| Places | |
| % of dwellings owned outright | 33.5% |
| % of dwellings with spare bedrooms | 75.87% |
| SEIFA Index of Disadvantage Score | 1006 |
| SEIFA Index of Disadvantage LGA ranking | 1117/2353 |
| Industry | |
| Industry with largest output contribution | Construction |
| Industry with largest value-add contribution | Rental, hiring & real estate services |
| Industry with largest employment contribution | Accommodation & Food services |
| Highest ranking field of study | Engineering & related technologies |

Source: Remplan / ABS Census 2021

Norfolk Island Comparisons

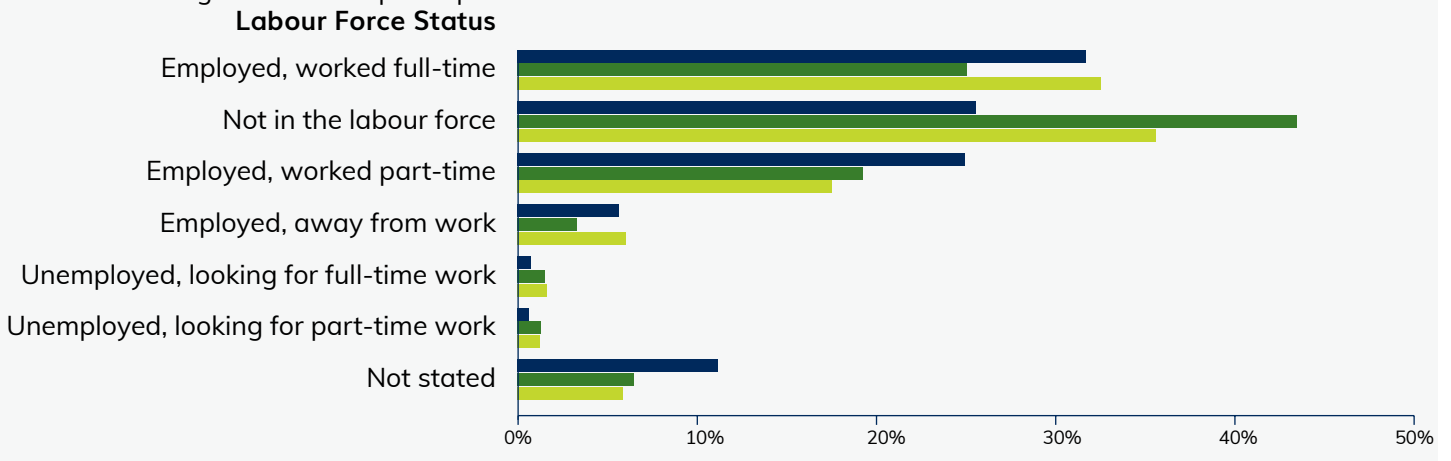
Population by Life Stage

Norfolk Island has 44.97% of the population as older workers or retirees. In comparison, the MNC has 41.17% and NSW has 31.14%.



Population by Labour Force

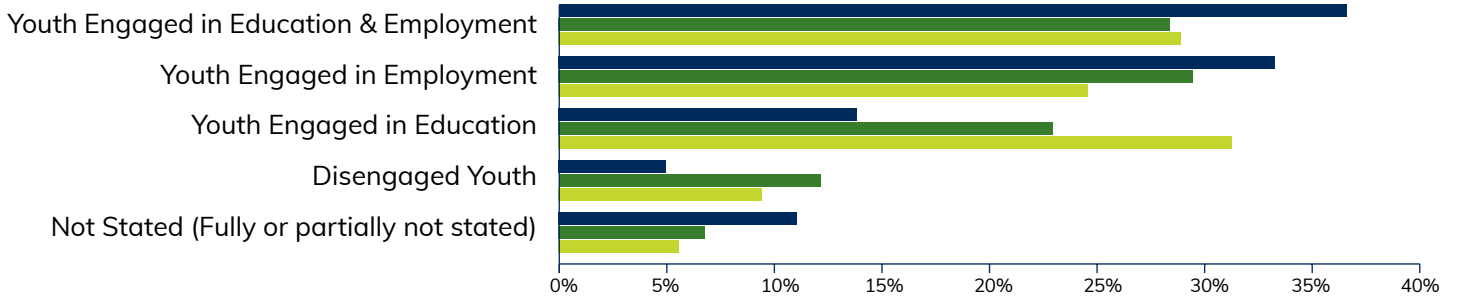
Norfolk Island has 25.44% of the population not in the labour force. This statistic is in stark contrast to the MNC which has a much higher percentage of the population not in the workforce at 43.26% and NSW has 35.46%. This statistic shows greater labour participation rates in Norfolk Island than that of the MNC and NSW overall.



Youth Engagement (15-24 years)

5% of Norfolk Island's youth are disengaged, meaning not engaged in employment or education. However, Norfolk Island's youth engagement is significantly better than the MNC which has 12.19% youth disengagement and NSW which has 9.46%.

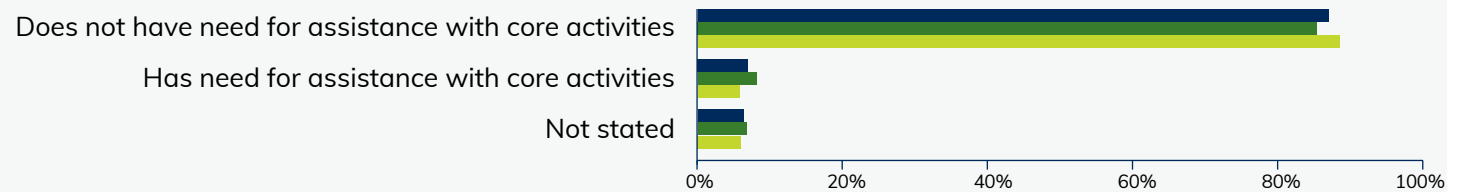
Youth 15-24 years



Need for assistance

Norfolk Island has 4.62% of its population requiring assistance to undertake core activities. The MNC overall has 8.09% of the population requiring assistance and NSW has 5.76%.

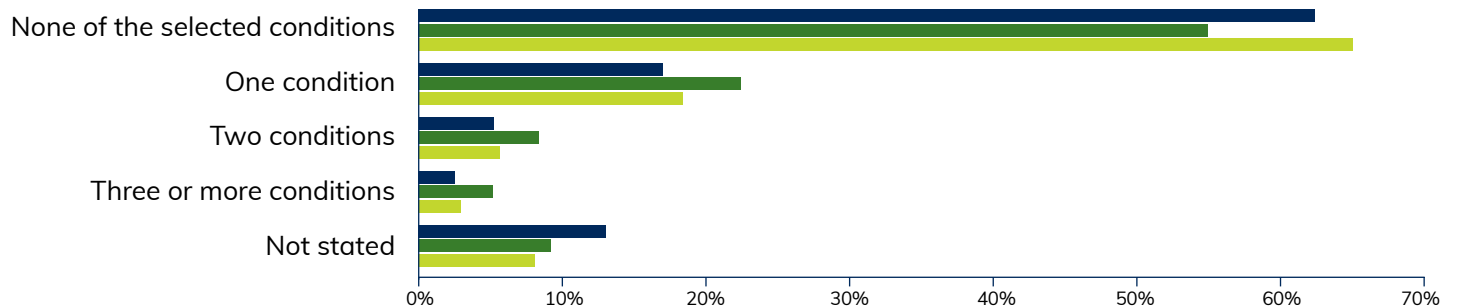
Need for assistance



Long Term Health Conditions

There are 24.689% of Norfolk Island's population living with one or more long-term health conditions. In comparison, the MNC's overall population has 35.95% of the population living with long-term health conditions, while NSW overall has 26.97%.

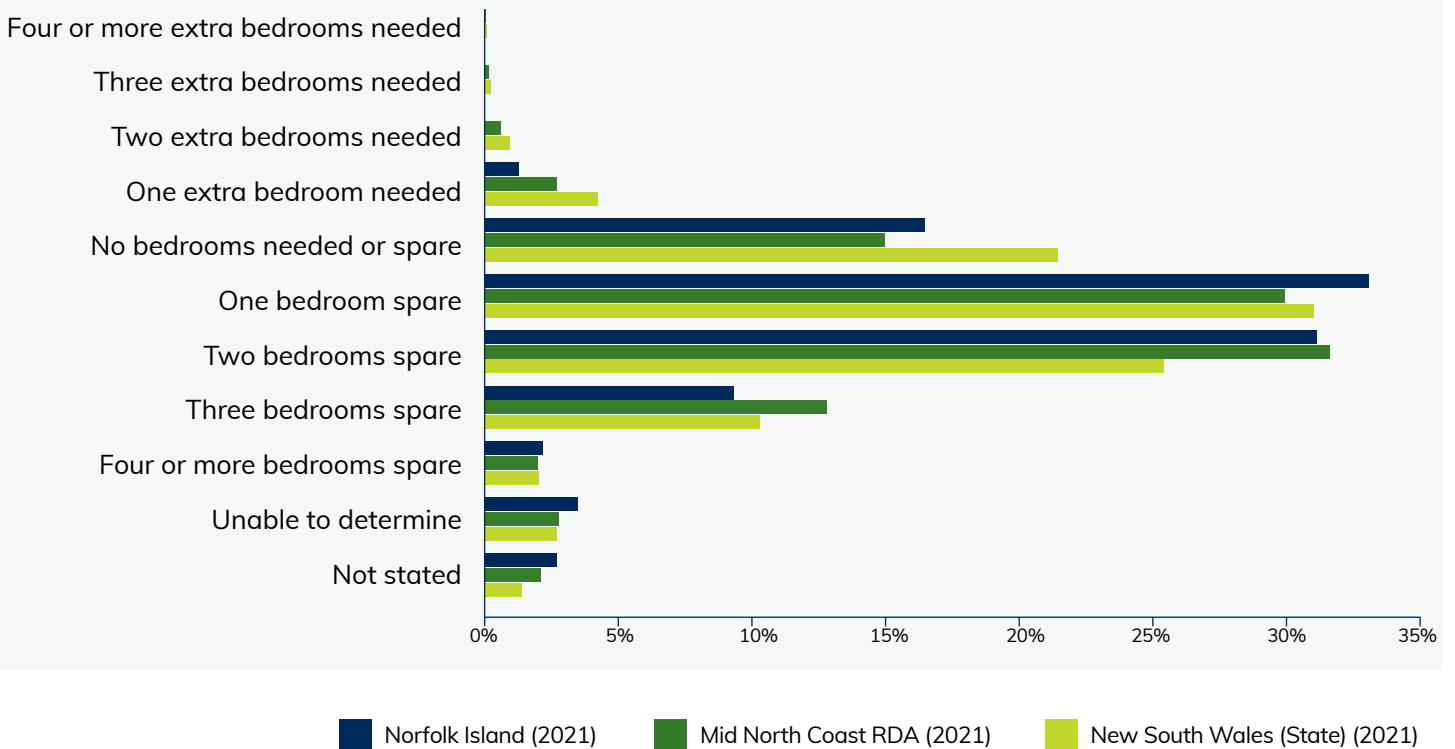
Number of Conditions



Housing Suitability

Of the dwelling structures on Norfolk Island, 75.87% of them have spare bedrooms. MNC has 76.52% and NSW has 68.86%. Looking at the reverse, 1.3% of dwellings need additional bedrooms on Norfolk Island, compared to 3.55% in the MNC and 5.52% across NSW. 16.52% of dwellings on Norfolk Island have no spare bedrooms OR need additional rooms. Comparatively, the MNC is less at 15.02% and NSW is 21.48%.

Bedrooms needed or spare



SEIFA Index of Disadvantage

The SEIFA scores range from 143 (min) to 1207 (max) with 143 having the highest level of disadvantage and 1207 being the least disadvantaged. Norfolk Island's SEIFA score is 1006 and is higher than any of the LGAs on the Mid North Coast, meaning they are classified as being more advantaged than those areas.

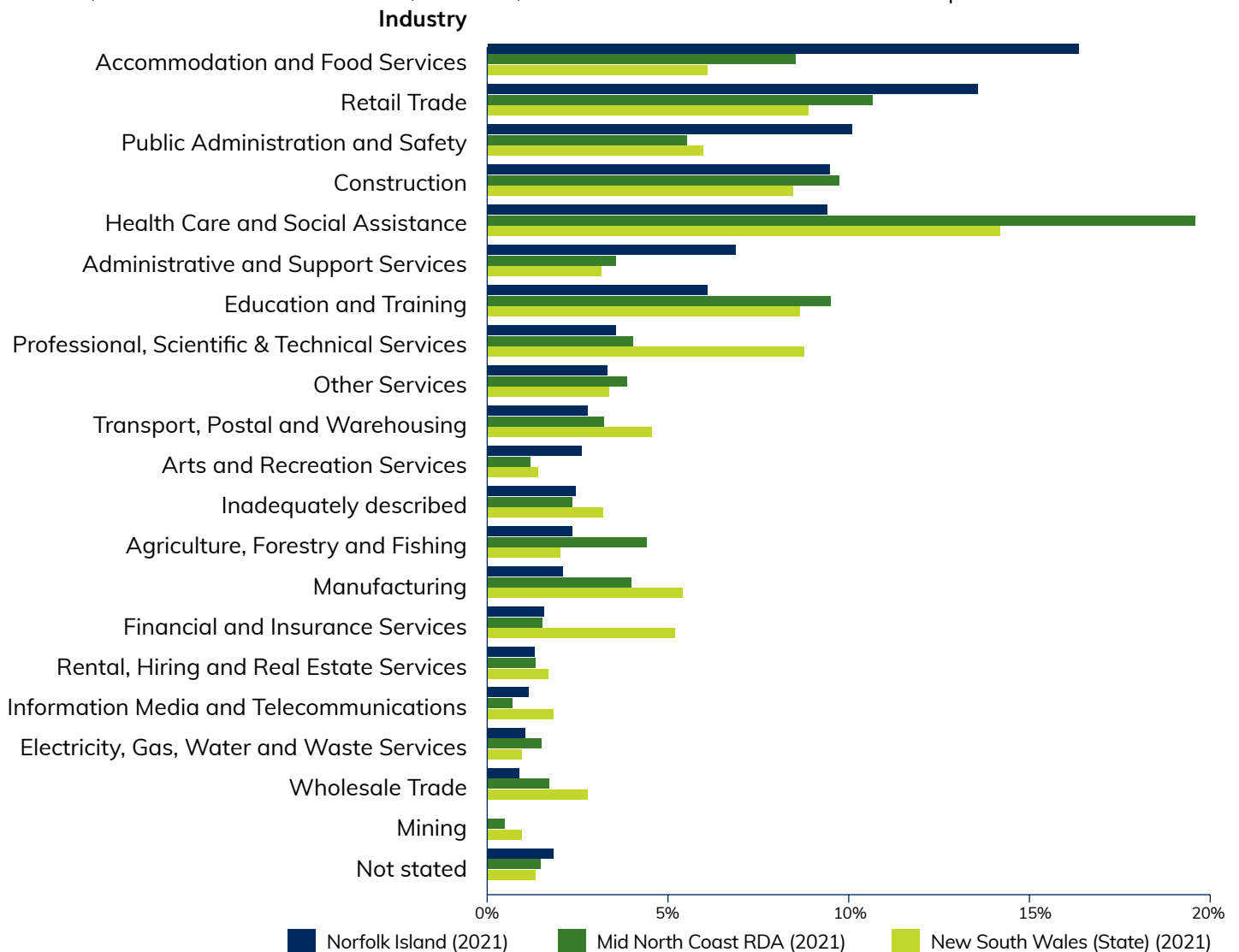
Table 3: SEIFA rankings by MNC LGA.

| LGA | Ranking |
|---------------------------|---------|
| Norfolk Island | 1006 |
| Port Macquarie – Hastings | 985 |
| Bellingen | 981 |
| Coffs Harbour | 972 |
| Midcoast | 943 |
| Nambucca Valley | 920 |
| Kempsey | 903 |

Source: Remplan / ABS Census 2021

Industries of employment

The top three industries of employment on Norfolk Island are Accommodation and Food Services, Retail Trade and Public Administration and Safety. The top three for the MNC overall are Health Care & Social Assistance, Retail Trade and Construction. NSW also has Health Care & Social Assistance as its top industry of employment; however, Retail Trade and Professional, Scientific, and technical services are there other top two industries.



Key Insights

Below is a summary of the key statistical data for Norfolk Island:

- The annualised population figure of 4.5% is 3 times that of the Mid North Coast and NSW overall.
- According to the SEIFA Index of Disadvantage, Norfolk Island is a more advantaged region than anywhere on the MNC of NSW.
- High population in older workers and retirees, combined with family composition and dwelling suitability aligns with current housing and key worker crisis.
- Number of available bedrooms highlights need for urgent review of current living arrangements to enable greater utilisation of existing structures in addition to development of new housing.
- Whilst the percentage of the population living with long-term health conditions is significantly lower than that of the MNC or NSW – there is still enough that will require more specialised care into the future which will put increased strain on the island's one and only hospital / medical centre.
- Norfolk Island's labour force participation rates are significantly greater than the MNC and NSW. Whilst the data suggests that they will continue to meet demand in the future, their difficulties may not be as great as those on the mainland.
- Norfolk Island's youth is significantly more engaged than their MNC and NSW counterparts.